



## THANKS AND OFFERING


*Parents have a special relationship with their children. They occupy themselves intensively with the cares and concerns of their children. Because of the love of a mother for her children, she will do many things that may even go unnoticed. Through stories, children are made aware of the great love which parents feel toward their children. On Mother's Day they bring her great joy and thanks from the heart. Our dear God gave children parents. He gives people many good things everyday. The Lord Jesus taught us by example to show our Heavenly Father our thankfulness. Out of joy and thankfulness, we sacrifice our time and money and use our gifts and talents for His work.*

**Children realize that they have good reason to be thankful. They are encouraged to show their thankfulness and to bring an offering.**

*To give thanks to parents*

### **Thank you**

Henry is five years old and is spoiled for his age. His mother loves him dearly. She cannot refuse him a single wish. When Henry says: "I am hungry!" right away his mother gives him a piece of chocolate and looks at him while waiting for a thank you in return. The boy takes it without a word and takes off. Thoughtfully, his mother looks at him. It goes like this for a while. One day Henry makes a necklace by cutting little stars out of gold foil. With great pride he takes his little gift to his mother. She takes it without a word and puts it in the bedroom. Henry is upset. Offended he says: "If you do not like my gift then you can give it back to me." The mother asks: "Why do you think that I do not like your stars?" Henry says: "You could have said something!" "You are right" says the mother "you know, when you were a little child, your dad and I taught you to be thankful. I believe that you are now big enough to understand this." What the mother wanted to say with this, first became clear to the boy when she offered him an apple. He says: "Thank you very much, mom!" and his mother replies: "Thank you very much for the star necklace, Henry." Both look at each other and smile.







**Mother is ill**

Today the children are not awakened as usual by their mother. It is their father who enters the room and tells them that mother has severe back pains. She cannot get up today and must remain in bed. The whole family gathers around her bed and discusses the situation. Quickly, the most urgent tasks are assigned. Father prepares the breakfast. The children put plates and cups on the table. After breakfast, father says good bye and leaves for work. The children have to get dressed by themselves. It is difficult for them to say good bye to their mother. On their way to kindergarten and school, they look back in vain; mother is not standing at the window waving. In kindergarten, one of the teachers tells Sandra that she put her top on inside out. When they get home, there is no aroma of a delicious meal. The beds have not been made and look the same as they did in the morning. The children help their father with the cooking. After the meal, there is little time left to play. Together they clean up the kitchen. In the next few days, there are many tasks that the children have to do for the first time. How nice now, that they can speak with their mother so she can offer guidance. They are amazed how many chores their mother takes care of, day in and day out. All wait for mother to be well again. They pray, time and again, for mother's health and are very happy and thankful when she is healthy again.

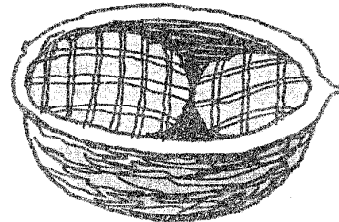


We talk about everything that the mother does. In a pantomime game, activities are played out for other children to guess: cleaning dishes, ironing, vacuuming, mending, praying, etc.

**VIII. 6**



The children make a little novelty for their mother.



---

---

---

---

---



**Thanks brings joy (Mother's Day)**

Mother has cooked a meal and all sit at the table and eat until they are full. It tastes good. The father gets up and gives the mother a loving kiss and says: "Thank you very much!" The child also gets up and gives the mother a kiss. "Thank you very much!" he says. The mother replies: "I gladly did it for you."



The mother does many more things for her family. We count them.



We talk about Mother's Day. The children tell about their special plans or what they have already done.

VIII. 7




The children make a small gift for their mother.



They learn a short verse or song for Mother's Day.



They make a drawing of their mother.




Five horizontal lines for writing.

*Offering*

▶ We thank our Heavenly Father

▶ The children think about which people our Heavenly Father has given us at our side: a mom who loves me, a dad who cradles me in his arms, a sister to play with, a brother with whom I can play practical jokes, a grandma who comforts me, a grandpa who shows me around his garden, a friend with whom I like to play dolls, another friend who protects me from others, the Rector who... The children draw the one they like best.

III. 10 ▶ The children think about what things our Heavenly Father has given them: a bed to sleep in, the white sweater and the blue shoes, the meal at lunch, the



teddy bear and the building blocks. He also created the world: the sun that tickles my nose in the morning, the rain that makes those big puddles, the trees to climb up, the animals with their soft fur, the shiny stone and the brook...

The teacher sketches all these things on individual sheets of paper. We are amazed. To deepen the experience, a game can be played.

▶ The children think about what gifts and talents our Heavenly Father has given them: I can speak, laugh, sing, jump and run. I can cry, shout, throw a tantrum, make faces, climb up trees, make a somersault, jump on one leg, I can help, comfort, make others laugh... The children try these activities.

▶ We thank our Heavenly Father in a prayer.

II. 8 ▶ We sing the song "We Thank Thee Heavenly Father" or learn a verse.  
II. 5 ▶

---

---

---


---

---

▶ **How we thank Our Heavenly Father**

▶ The teacher shows the children photographs from the 'Our Family' of how sacrifices are brought in God's work: singing in the choir, flowers for the altar, church cleaning, building churches, sacrificing one's time, offerings, missionary journeys, applying one's talents, etc. The photographs show what is done with our offerings. The pictures from Thanksgiving are especially applicable. Some photographs can be cut out and glued to a large piece of paper.

▶ The teacher, along with the children, look at an offeratory. Children too can show our Heavenly Father their thankfulness and offer money. He is even glad for small amounts because He looks at the heart.



II. 7 ▶ Children can demonstrate their thankfulness and joy in their conduct inside and outside the church. We sing the song: "Fear not."

▶

---

---

---

---

---

---

---

---

---

---